








BATTERY AND PNEUMATIC REACTION ARMS					
PRODUCT	PRODUCT DESCRIPTION	PART #	PRODUCT	PRODUCT DESCRIPTION	PART #
	DD Reaction Arm For RP/VT-1000-1 and 1000E6 3/4" Square Drive	RPA-05-DD15		Socket-to-Socket Reaction Arm For RP/VT-1000-1 and 1000E6 3/4" Square Drive	RPA-05.10-S2SAR *Requires socket: T-12M33-S2SA
	DD Reaction Arm For RP/VT-1000 1" Square Drive	RPDDA-10-DDARM		Socket-to-Socket Reaction Arm For RP/VT-1000 and 2000 1" Square Drive	RPA-20.30-S2SAR *Requires socket: T-12M33-S2SA
	DD Reaction Arm For RP/VT-2000 1" Square Drive	RPA-20.30-SLA7			
	Standard Reaction Arm with Additional 3/4" For RP/VT-1000-1 and 1000E6 3/4" Square Drive	RPA-05.10-RARM+.75		Long Reaction Arm For RP/VT-1000-1 and 1000E6 3/4" Square Drive	RPA-05.10-LARM
	Standard Reaction Arm with Additional 3/4" For RP/VT-1000 and 2000 1" Square Drive	RPA-20.30-RARM+.75		Long Reaction Arm For RP/VT-1000 and 2000 1" Square Drive	RPA-20.30-LARM
	Yoke Nut Reaction Arm For RP/VT-1000-1 and 1000E6 3/4" Square Drive	RPA-05.10-YA-A		Sliding Reaction Arm For RP/VT-1000-1 and 1000E6 3/4" Square Drive	RPA-05.10-SLA
	Yoke Nut Reaction Arm For RP/VT-1000 and 2000 1" Square Drive	RPA-123-YA-A		Sliding Reaction Arm For RP/VT-1000 and 2000 1" Square Drive	RPA-20.30-SLA
	18" Straight Reaction Arm For RP/VT-1000 and 2000 1" Square Drive			RPA-123-SARM18	